

ETC® Setup Guide

Element Keycap Upgrade Kit



This guide outlines the installation of the **[Tab]** and **[Displays]** keys for Element. This has changed with software version 2.1.0.

Instructions



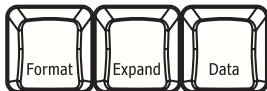
WARNING: *Before removing and installing keycaps, you must power down your console.*

To remove existing keycaps, use the keycap puller that was sent with your full replacement keycap kit. If you do not have the puller, carefully place a flathead jeweler's screwdriver under the keycap, and pry loose gently from side to side, being careful not to scratch your overlay.

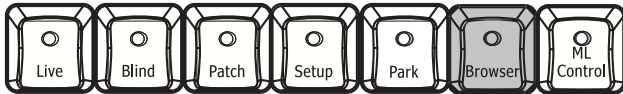
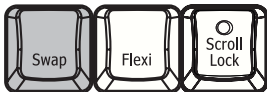
To install the keycaps, press the keycap gently into place.

The following are the instructions for the specific keycaps. The ones to be removed are highlighted in light grey.

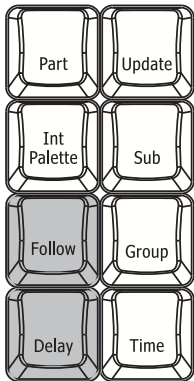
Element



Replace the **[Swap]** keycap with the **[Tab]** key.



Replace the **[Browser]** keycap with the **[Displays]** key



If you are missing the **[Shift]** key, replace the **[Delay]** keycap with the **[Shift]** key, and replace the **[Follow]** key with the **[Delay]** keycap. The **[Shift]** key was added with software version 1.9.8.

Follow is a softkey, which can also be accessed by pressing **[Shift] & [Delay]**.

If your Element already has the **[Shift]** key, you can discard/recycle this keycap.



Corporate Headquarters ■ 3031 Pleasant View Road, P.O. Box 620979, Middleton, Wisconsin 53562-0979 USA ■ Tel +608 831 4116 ■ Fax +608 836 1736
London, UK ■ Unit 26-28, Victoria Industrial Estate, Victoria Road, London W3 6UU, UK ■ Tel +44 (0)20 8896 1000 ■ Fax +44 (0)20 8896 2000
Rome, IT ■ Via Pieve Torina, 48, 00156 Rome, Italy ■ Tel +39 (06) 32 111 683 ■ Fax +44 (0) 20 8752 8486
Holzkirchen, DE ■ Ohmstrasse 3, 83607 Holzkirchen, Germany ■ Tel +49 (80 24) 47 00-0 ■ Fax +49 (80 24) 47 00-3 00
Hong Kong ■ Rm 1801, 18/F, Tower 1 Phase 1, Enterprise Square, 9 Sheung Yuet Road, Kowloon Bay, Kowloon, Hong Kong ■ Tel +852 2799 1220 ■ Fax +852 2799 9325
Service: (Americas) service@etconnect.com ■ (UK) service@etceurope.com ■ (DE) techserv-hoki@etconnect.com ■ (Asia) service@etcasia.com
Web: www.etconnect.com ■ Copyright © 2013 ETC. All Rights Reserved. ■ Product information and specifications subject to change.
4330M2310 ■ Rev A ■ Released 2013-12 ■ ETC intends for this document to be printed in its entirety.