


# ETC® Setup Guide

## Eos Family Keycap Upgrade Kit



This guide outlines the removal and installation of Eos Family keycaps that have changed with software version 1.9.8. This includes the addition of a **[Shift]** key to all consoles, and an **[Address/Patch]** key to Eos.

### Instructions

To remove existing keycaps, use the keycap puller that was sent with your full replacement keycap kit. If you do not have the puller, carefully place a flathead jeweler's screwdriver under the keycap, and pry loose gently from side to side, being careful not to scratch your overlay.

To install the keycaps, press the keycap gently into place.

The following are instructions specific for the individual consoles. Keycaps to be removed are highlighted in light grey.

#### Eos

Replace the **[Follow/Hang]** keycap with the new **[Shift]** key, and the blank keycap to the left of the **[Help]** key with the **[Address/Patch]** key.

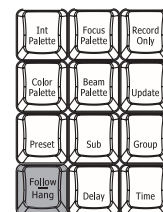
Follow/Hang is now a softkey, which can also be accessed by pressing **[Shift] & [Delay]**.



#### Ion

Replace the **[Follow/Hang]** keycap with the new **[Shift]** key.


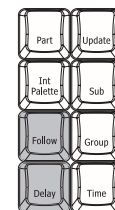
Follow/Hang is now a softkey, which can also be accessed by pressing **[Shift] & [Delay]**.



#### Element

Replace the **[Delay]** keycap with the **[Shift]** key, and replace the **[Follow]** key with the **[Delay]** keycap.

Follow is now a softkey, which can also be accessed by pressing **[Shift] & [Delay]**.



Corporate Headquarters ■ 3031 Pleasant View Road, P.O. Box 620979, Middleton, Wisconsin 53562-0979 USA ■ Tel +608 831 4116 ■ Fax +608 836 1736  
London, UK ■ Unit 26-28, Victoria Industrial Estate, Victoria Road, London W3 6UU, UK ■ Tel +44 (0)20 8896 1000 ■ Fax +44 (0)20 8896 2000  
Rome, IT ■ Via Pieve Torina, 48, 00156 Rome, Italy ■ Tel +39 (06) 32 111 683 ■ Fax +44 (0) 20 8752 8486  
Holzkirchen, DE ■ Ohmstrasse 3, 83607 Holzkirchen, Germany ■ Tel +49 (80 24) 47 00-0 ■ Fax +49 (80 24) 47 00-3 00  
Hong Kong ■ Rm 1801, 18/F, Tower 1 Phase 1, Enterprise Square, 9 Sheung Yuet Road, Kowloon Bay, Kowloon, Hong Kong ■ Tel +852 2799 1220 ■ Fax +852 2799 9325  
Service: (Americas) [service@etcconnect.com](mailto:service@etcconnect.com) ■ (UK) [service@etcconnect.com](mailto:service@etcconnect.com) ■ (DE) [techserv-hoki@etcconnect.com](mailto:techserv-hoki@etcconnect.com) ■ (Asia) [service@etcconnect.com](mailto:service@etcconnect.com)  
Web: [www.etcconnect.com](http://www.etcconnect.com) ■ Copyright © 2011 ETC. All Rights Reserved. ■ Product information and specifications subject to change.  
4250M2310 ■ Rev B ■ Released 2011-07 ■ ETC intends for this document to be printed in its entirety.